














## Wire Guide

	Model No.	Size (mm)	Product Name	Position	Machine Model	Spec.	Original P/No.
	<b>F101</b>	0.205	Wire Guide	Upper	O,P,Q,R,T,W	Manual	A290-8021-X765
		0.255					A290-8021-X766
		0.305					A290-8021-X767
	<b>F102</b>	0.205	Wire Guide	Lower	O,P,Q,R,T,W	Manual	A290-8021-X775
		0.255					A290-8021-X776
		0.305					A290-8021-X777
	<b>F102T</b>	0.205	Wire Guide	Lower	O,P,Q,R	Manual For Big Taper	A290-8021-Y775
		0.255					A290-8021-Y776
		0.305					A290-8021-Y777
	<b>F103</b>	0.205	Wire Guide	Upper	T,W	AWF	A290-8032-X775
		0.255					A290-8032-X776
		0.305					A290-8032-X777
	<b>F103T</b>	0.205	Wire Guide	Upper	O,P,Q,R	Manual For Big Taper	A290-8021-Y765
		0.255					A290-8021-Y766
		0.305					A290-8021-Y767
	<b>F104</b>	0.205	Wire Guide	Lower	T,W	AWF	A290-8032-X735
		0.255					A290-8032-X736
		0.305					A290-8032-X737
	<b>F104T</b>	0.205	Wire Guide	Lower	T,W	Manual For 30° Taper	A290-8032-X765
		0.255					A290-8032-X766
		0.305					A290-8032-X767
	<b>F105</b>	0.205	Wire Guide	Lower	K,M,N,L	AWF	A290-8018-X443
		0.255					A290-8018-X444
		0.305					A290-8018-X445
	<b>F106</b>	0.205	Wire Guide	Upper & Lower	K,M,N,L	Manual (300A Power Supply)	A290-8011-X833
		0.255					A290-8011-X834
		0.305					A290-8011-X835
	<b>F107</b>	0.205	Wire Guide	Upper	K,M,N,L	AWF	A290-8018-X463
		0.255					A290-8018-X464
		0.305					A290-8018-X465
	<b>F108</b>	0.205	Wire Guide	Upper & Lower	K,M,N,L	Manual (60C Power Supply)	A290-8011-X753
		0.255					A290-8011-X754
		0.305					A290-8011-X755
	<b>F110</b>	0.205	Wire Guide	Upper	α -A,B,C,iA,iB,iC,iD	Manual	A290-8101-X733
		0.255					A290-8101-X734
		0.305					A290-8101-X735
	<b>F110T</b>	0.205	Wire Guide	Upper	α -A,B,C,iA,iB,iC,iD	Manual For 45° Taper	A290-8103-X705
		0.255					A290-8103-X706
		0.305					A290-8103-X707

## Wire Guide










	Model No.	Size (mm)	Product Name	Position	Machine Model	Spec.	Original P/No.
	F111	0.205	Wire Guide	Lower	$\alpha$ -A,B,C,iA,iB,iC,iD	Manual	A290-8101-X743
		0.255					A290-8101-X744
		0.305					A290-8101-X745
	F111T	0.205	Wire Guide	Lower	$\alpha$ -A,B,C,iA,iB,iC,iD	Manual For 45° Taper	A290-8109-X715 (A290-8103-X715)
		0.255					A290-8109-X716 (A290-8103-X716)
		0.305					A290-8109-X717 (A290-8103-X717)
	F112	0.205	Wire Guide	Upper	$\alpha$ -A,B,C,iA,iB,iC,iD,iE,CiA	AWF	A290-8092-X705
		0.255					A290-8092-X706
		0.305					A290-8092-X707
	F112T	0.205	Wire Guide	Upper	$\alpha$ -A,B,C,iA,iB,iC,iD,iE,CiA	AWF For 45° Taper	A290-8104-X705
		0.255					A290-8104-X706
		0.305					A290-8104-X707
	F113	0.205	Wire Guide	Lower	$\alpha$ -A,B,C,iA,iB,iC,iD	AWF	A290-8110-X715
		0.255					A290-8110-X716
		0.305					A290-8110-X717
	F113T	0.205	Wire Guide	Lower	$\alpha$ -A,B,C,iA,iB,iC,iD	AWF For 45° Taper	A290-8110-Z715 (A290-8104-X715)
		0.255					A290-8110-Z716 (A290-8104-X716)
		0.305					A290-8110-Z717 (A290-8104-X717)
	F113-1	0.205	Wire Guide	Lower	$\alpha$ -iD2,iE,CiA	AWF (Double Diamond)	A290-8119-Y715
		0.255					A290-8119-Y716
		0.305					A290-8119-Y717
	F114	0.202	Wire Guide (High Accuracy)	Upper	$\alpha$ -A,B,C,iA,iB,iC,iD,iE,CiA	AWF	A290-8104-Y705
		0.252					A290-8104-Y706
		0.302					A290-8104-Y707
	F114/30T	0.205	Wire Guide (For Finishing)	Upper	$\alpha$ -iC,iCp,iD,iE,CiA	AWF (Ceramic) For 30° Taper	A290-8112-Z725 (Ruby)
		0.255					A290-8114-Z725 (PCD)
	F114/45T	0.205	Wire Guide (For Finishing)	Upper	$\alpha$ -iC,iCp,iD,iE,CiA	AWF (Ceramic) For 45° Taper	A290-8112-Z705 (Ruby)
		0.255					A290-8112-Z706 (Ruby)
	F115	0.202	Wire Guide (High Accuracy)	Lower	$\alpha$ -A,B,C,iA,iB,iC,iD	AWF	A290-8110-Y715
		0.252					A290-8110-Y716
		0.302					A290-8110-Y717
	F115/30T	0.21	Wire Guide (For Finishing)	Lower	$\alpha$ -iC,iCp,iD	AWF (Ceramic) For 30° Taper	A290-8112-Z735 (Ruby)
		0.26					A290-8114-Z735 (PCD)
	F115/45T	0.21	Wire Guide (For Finishing)	Lower	$\alpha$ -iC,iCp,iD	AWF (Ceramic) For 45° Taper	A290-8112-Z736 (Ruby)
		0.26					A290-8114-Z736 (PCD)
	F115-1	0.202	Wire Guide (High Accuracy)	Lower	$\alpha$ -iD2,iE,CiA	AWF (Double Diamond)	A290-8119-Y705
		0.252					A290-8119-Y706
		0.302					A290-8119-Y707

## Wire Guide

	Model No.	Size (mm)	Product Name	Position	Machine Model	Spec.	Original P/No.
	F115-1/45T	0.21	Wire Guide (For Finishing)	Lower	$\alpha$ -iD2,iE,CiA	AWF (Ceramic) For 45° Taper	A290-8119-Z739 (Ruby)
		0.26					A290-8119-Z740 (Ruby)
	F120	$\phi$ 1.0	Sub Die Guide	Upper	$\alpha$ -A,B,C,iA,iB	AWF	A290-8110-Y726
	F121	$\phi$ 1.0	Sub Die Guide	Lower	$\alpha$ -A,B,C,iA,iB,iC,iD	AWF	A290-8110-X774
	F122	$\phi$ 0.35	Ruby Guide	Upper	$\alpha$ -A,B,C,iA,iB	AWF	A290-8101-X753
	F123	$\phi$ 0.4	Die Guide	Upper	W		A290-8037-X645
	F124	$\phi$ 0.5	Sub Die Guide	Lower	$\alpha$ -A,B,C,iA,iB,iC,iD,iE,CiA	AWF	A290-8112-X774
		$\phi$ 1.0					A290-8110-Y774
	F125	-1 $\phi$ 1.5	Jet Nozzle	Upper	$\alpha$ -A,B,C,iA,iB,iC,iD,iE,CiA	AWF *F125-2 (For Fine Wire)	A290-8102-Y756
		-2 $\phi$ 0.5*					A290-8102-Y757
		-3 $\phi$ 1.8					A290-8102-Y754
		-4 $\phi$ 0.8					A290-8102-Y755
		-5 $\phi$ 1.0					A290-8102-Y761
	F126	$\phi$ 58/ $\phi$ 15 T=18.9	Nozzle Base	Upper	$\alpha$ -B	AWF	A290-8102-X723
	F127	$\phi$ 58/ $\phi$ 15 T=19	Nozzle Base	Upper	$\alpha$ -C,iA,iB,iC,iD,iE,CiA	AWF	A290-8110-Y723
	F128	$\phi$ 0.3	Guide	Upper	$\alpha$ -A,B,C,iA,iB,iC,iD,iE,CiA	AWF	A290-8104-X620
		$\phi$ 0.5					A290-8102-X620
	F129	$\phi$ 8.0	Jet Nozzle	Upper	$\alpha$ -A,B,C,iA,iB,iC,iD,iE,CiA	AWF For 30° Taper	A290-8112-Y759
	F129-1	$\phi$ 6	Jet Nozzle	Upper	$\alpha$ -A,B,C,iA,iB,iC,iD,iE,CiA	AWF For 20° Taper	A290-8112-Y758
	F130	$\phi$ 1.0	Sub Die Guide	Upper	$\alpha$ -iC,iD,iE,CiA	AWF	A290-8116-X726

# For FANUC

## Power Feed Contact

	Model No.	Size (mm)	Product Name	Position	Machine Model	Spec.	Original P/No.
	<b>F001</b>	φ25.4/φ9.1 T=9.5	Power Feed Contact	Lower	H,L		A97L-0001-0664/25S1P
	<b>F002</b>	φ15.9/φ6.3 T=6.3	Power Feed Contact	Upper & Lower	O,P,Q,R,T,W		A97L-0126-0001/15S1P
	<b>F003</b>	φ8/φ4 T=10	Power Feed Contact	Upper & Lower	K,N,M		A290-8008-X107
	<b>F004</b>	φ16/φ6.4 T=6	Power Feed Contact	Lower	W-1,2,3,4	AWF	A290-8032-Z882
	<b>F005</b>	23x7.9 T=2.8	Power Feed Contact	Upper & Lower	α -A,B	Manual/AWF	A290-8101-X750
	<b>F006</b>	30x12 T=4	Power Feed Contact	Upper	α -C,iA,iB,iC,iD,iE,CiA	Manual/AWF (Long Length)	<b>Sunrox Original</b>
			Lower	α -C,iA,iB,iC,iD,(CiA)			
	<b>F006-1</b>	23x12 T=4	Power Feed Contact	Upper	α -C,iA,iB,iC,iD,iE,CiA	Manual/AWF	A290-8110-X750
			Lower	α -C,iA,iB,iC,iD,(CiA)			
	<b>F007</b>	φ15/φ6.4 T=6	Power Feed Contact	Upper	W0		A290-8048-X759
	<b>F008</b>	30x10 T=4	Power Feed Contact	Lower	α -iD2,iE,(CiA)	AWF	A290-8119-Z780

## Water Nozzle

	Model No.	Size (mm)		Product Name	Position	Machine Model	Spec.	Original P/No.
	<b>F201</b>	φ3	φ25 T=15.9	Water Nozzle	Upper & Lower	O,P,Q,R,T,W	Manual	<b>Sunrox Original</b>
		φ4						A290-8021-Y745
		φ5.5						
	<b>F204</b>	φ5.5	φ28 T=10.8	Water Nozzle	Lower	W-1,2,3,4	AWF	A290-8037-X879
	<b>F205</b>	φ5.5	φ28 T=15	Water Nozzle	Upper	W-1,2,3,4	AWF	A290-8032-Y611
	<b>F206</b>	φ41.5 T=27		Nozzle Cap	Upper & Lower	O,P,Q,R,T,W	For F201/F202	A290-8021-V722
	<b>F206-1</b>	φ41.5 T=27		Nozzle Cap	Upper & Lower	O,P,Q,R,T,W	For F201/F202 (SUS)	<b>Sunrox Original</b>
	<b>F207</b>	φ7	φ23.9 T=17	Water Nozzle	Upper	W-0		A290-8048-X771
	<b>F208</b>	φ7	φ26 T=17	Water Nozzle	Lower	W-0	Manual	A290-8048-X772
	<b>F209</b>	φ2	φ29.8 T=27.8	Water Nozzle	Upper	α -A,B,C,iA,iB,iC,iD	Manual	A290-8111-X772 (A290-8109-X772)
		φ4						A290-8111-X774
		φ6.5						A290-8111-X776
	<b>F210</b>	φ39.2 T=23		Nozzle Holder	Lower	α -A,B,C,iA,iB,iC,iD	Manual	A290-8101-X755
	<b>F211</b>	φ2	φ27 T=16	Water Nozzle	Lower	α -A,B,C,iA,iB,iC,iD	Manual	A290-8103-X774
		φ4						A290-8101-X774 (A290-8101-X756 for A,B,C)
		φ6.5						A290-8101-X756
	<b>F212</b>	φ2	φ39.8 T=23.5	Water Nozzle	Upper	α -A,B,C,iA,iB,iC,iE,CiA	AWF	A290-8104-X775
		φ4						A290-8102-X775
		φ6.5						A290-8102-X751
		φ12						A290-8102-X752
	<b>F213</b>	φ2	φ39.8 T=25	Water Nozzle	Lower	α -A,B,C,iA,iB,iC,iD,(CiA)	AWF	A290-8104-X774
		φ4						A290-8102-X774
		φ6.5						A290-8102-X771
		φ12						A290-8102-X772
	<b>F214</b>	φ2	φ46 T=23	Water Nozzle	Lower	α -iD2,iE,(CiA)	AWF	A290-8119-Z791
		φ4						A290-8119-Z786
		φ6.5						A290-8119-Z787
		φ12						A290-8119-Z788
	<b>F218</b>	φ6.5	φ40 T=34	Water Nozzle	Upper	α -C	Manual	A290-8109-X776

# For FANUC

## Connected Parts

	Model No.	Size (mm)	Product Name	Position	Machine Model	Spec.	Original P/No.
	<b>F301</b>	92x75 T=10	Isolator Plate	Lower	L	Manual	A290-8005-X722
	<b>F302</b>	75x62 T=10	Isolator Plate	Lower	O,P,Q,R,T,W		A290-8021-X709
	<b>F303</b>	73.5x39 T=12	Isolator Plate	Lower	W	AWF	A290-8032-X334
	<b>F304</b>	51x33 T=29	Isolator Plate	Upper	O,P,Q,R,W		A290-8021-X602
	<b>F305</b>	40x40 T=34	Isolator Plate	Upper	$\alpha$ -A,B		A290-8101-X509
	<b>F306</b>	$\phi$ 72 T=15	Isolator Plate	Lower	$\alpha$ -A,B,C		A290-8101-X312
	<b>F307</b>	66x56.5 T=75	Guide Base	Lower	$\alpha$ -A,B,C	For F404A	A290-8101-X761
	<b>F308</b>	66x56.5 T=81	Guide Base	Lower	$\alpha$ -iA,iB,iC	For F404	A290-8110-X761
	<b>F309</b>	56x40 T=15	Guide Block	Lower	$\alpha$ -0iD,(C400iA)	AWF	A290-8119-X764
	<b>F310</b>	56x40 T=28	Guide Block	Lower	$\alpha$ -1iD,(C600iA)	AWF	A290-8120-X764
	<b>F311</b>	70x50 T=19	Isolator Plate	Upper	$\alpha$ -iD		A290-8111-Y526
	<b>F400</b>	$\phi$ 6 $\phi$ 12 T=4	Bearing	Lower		For F401/F402	A97L-0001-0670/1260Z
	<b>F401</b>	$\phi$ 49 T=9.4 T=6(Roller)	Wire Sub Roller	Lower	W	(Plastic+SUS)	A290-8004-X713
	<b>F402</b>	$\phi$ 64 T=9.4 T=6(Roller)	Wire Sub Roller	Lower	W	(Plastic+Brass)	A290-8006-X707

## Connected Parts

	Model No.	Size (mm)	Product Name	Position	Machine Model	Spec.	Original P/No.
	<b>F403</b>	40x40 T=25	Guide Base	Lower	$\alpha$ -A,B	(SUS)	A290-8103-X762
	<b>F404</b>	68.5 x 20 T=50.5	Guide Block A	Lower	$\alpha$ -iA,iB,iC	Manual/AWF (SUS) For F308	A290-8102-Y770
	<b>F404A</b>	59.5x20 T=49	Guide Block A	Lower	$\alpha$ -A,B,C	Manual/AWF (SUS) For F307	A290-8110-X770
	<b>F404-1</b>	$\phi$ 38/ $\phi$ 22 T=11.9	Lower Roller	Lower	$\alpha$ -A,B,C,iA,iB,iC	Manual/AWF (Ceramic)	A290-8101-X765
	<b>F405</b>	13x19 T=20	Feed Ceramic Guide	Feed Section	$\alpha$ -A,B,C	Manual/AWF (Plastic)	A290-8101-X394
	<b>F406</b>	$\phi$ 40 T=18	Pinch Roller	Feed Section	$\alpha$ -A,B	Manual/AWF (Ceramic)	A290-8101-Z382
	<b>F407</b>	$\phi$ 40 T=19 T=12(Roller)	Feed Roller	Feed Section	$\alpha$ -A,B	Manual/AWF (Ceramic)	A290-8101-Z383
	<b>F408</b>	57x20 T=34.5	Feed Wire Guide	Feed Section	$\alpha$ -A,B,C	Manual/AWF (Plastic)	A290-8102-X393
	<b>F409</b>	$\phi$ 140 T=21.9	Brake Shoe	Upper	$\alpha$ -A,B,C,iA,iB	Manual/AWF	A290-8101-X371
	<b>F410</b>	$\phi$ 40 T=30	Pinch Roller	Feed Section	$\alpha$ -C	Manual/AWF	A290-8110-X382 (A290-8110-V384)
	<b>F411</b>	$\phi$ 40 T=32 T=30(Roller)	Feed Roller	Feed Section	$\alpha$ -C	Manual/AWF	A290-8110-X383
	<b>F412</b>	46x40 T=23	Guide Base	Lower	$\alpha$ -C,iA,iB,iC	Manual/AWF (SUS)	A290-8110-Y762
	<b>F413</b>	$\phi$ 80 T=22	Pinch Roller	Feed Section	$\alpha$ -iA,iB,iC	Manual/AWF (Ceramic)	A290-8112-X382
	<b>F414</b>	$\phi$ 80 T=25	Feed Roller	Feed Section	$\alpha$ -iA,iB,iC	Manual/AWF (Ceramic)	A290-8112-X383

## Connected Parts

	Model No.	Size (mm)	Product Name	Position	Machine Model	Spec.	Original P/No.
	<b>F415</b>	φ37 L=99	Cam Shaft	Feed Section	α -iA,iB,iC	Manual/AWF For F413	A290-8112-X378
	<b>F416</b>	φ17 L=95	Shaft	Feed Section	α -iA,iB,iC	Manual/AWF For F414	A290-8112-X373
	<b>F417</b>	φ12 L=85	Shaft	Feed Section	α -C	Manual/AWF For F411	A290-8110-X373
	<b>F418</b>	φ10 L=31	Shaft	Feed Section	α -A,B	Manual/AWF For F404-1 + F501	A290-8101-X766
	<b>F419</b>	φ10 L=24	Shaft	Feed Section	α -C,iA,iB	Manual/AWF For F404-1 + F501	A290-8110-X766
	<b>F420</b>	φ140/φ30 T=22	Brake Roller	Upper	α -iA,iB,iC	Manual/AWF	A290-8111-X371
	<b>F421</b>	φ80 T=22	Pinch Roller	Feed Section	α -iD,iE,CiA	Manual/AWF (Ceramic)	A290-8119-X382
	<b>F422</b>	φ80 T=29 T=22(Roller)	Feed Roller	Feed Section	α -iD,iE,CiA	Manual/AWF (Ceramic)	A290-8119-X383
	<b>F423</b>	φ100/φ20 T=22	Brake Roller	Upper	α -iD,iE,CiA	Manual/AWF	A290-8119-X618
	<b>F424</b>	φ38/φ22 T=16	Lower Roller	Lower	α -iD,iD2,iE,CiA	AWF (Ceramic)	A290-8119-X766
	<b>F501</b>	φ8 φ25/φ22 (Bearing) T=7	Bearing	Lower	α -A,B,C,iA,iB,iC,iD	Manual/AWF For F404-1	A97L-0001-0670/ DRF2280H
	<b>F502</b>	φ12 φ28 T=8	Bearing	Lower	α -A,B,C	Manual/AWF For F406/F410	A97L-0201-0369/ 6001LLU
	<b>F503</b>	φ17 φ40 T=12	Bearing	Lower	α -A,B	Manual/AWF	A97L-0201-0369/ 6203LLU
	<b>F504</b>		Cutter	Upper	W	AWF	A290-8032-X626



## Connected Parts

	Model No.	Size (mm)		Product Name	Position	Machine Model	Spec.	Original P/No.
	<b>F505</b>	φ11/φ5.5 L=34		Screw	Upper	α -iA,iB,iC,iD,iE		A290-8110-X751
	<b>F506</b>	φ11/φ5.5 L=26		Screw	Lower	α -C		A290-8110-X752
	<b>F507</b>			Cover	Lower	α -C,iA,iB	Manual/AWF For F412	A290-8110-Y767
	<b>F508</b>	φ35	φ47 T=7	Bearing	Feed Section	α -iA,iB,iC,iD,iE,CiA	Manual/AWF For F413/F421	A97L-0201-0911/ 6807
	<b>F509</b>	φ17	φ35 T=10	Bearing	Feed Section	α -iA,iB,iC,iD,iE,CiA	Manual/AWF For Shaft (F413/F414/F421/F422)	A97L-0201-0910/ 6003
	<b>F603</b>			Cutting Electrode	Upper	α -A,B,C,iA,iB,iC		A290-8102-X657
	<b>Z041F</b>			Flow Meter		All Machine		A91L-0001-0066
	<b>Z041F-1N</b>			Cylinder		All Machine	For Z041F	
	<b>Z046F</b>			Coupler	Filter	α -iB,iC,iD,iD2,iE,CiA		A97L-0203-0097

MEMO

---

---

---

---

---

---

---

---

---

---

---

---