















# For HITACHI






## Wire Guide

	Model No.	Size (mm)	Product Name	Position	Machine Model	Spec.	Original P/No.
	<b>H101</b>	0.205	Wire Guide	Upper	203,304,345,406,Q Series	Manual	S1384(C204)
		0.255					S1385(C206)
		0.305					S1386(C216)
	<b>H102</b>	0.205	Wire Guide	Lower	203,304,345,406,Q Series	Manual	S1391(C205)
		0.255					S1392(C207)
		0.305					S1393(C215)
	<b>H103</b>	0.205	Wire Guide	Upper & Lower	304	Manual	C3738(C147)
		0.255					C3739(C148)
		0.305					
	<b>H113</b>	0.205	Wire Guide	Upper	254RS,355RS,203F2,203F,203R	AWF	43112(C004) 44010(C911)
		0.255					43113(C005) 44014(C876)
		0.305					43114(C006) 44018(C877)
	<b>H113C</b>	0.205	Wire Guide	Upper	254RS,355RS,203F2,203F,203R	AWF	43112(C004) 44010(C911)
		0.255					43113(C005) 44014(C876)
		0.305					43114(C006) 44018(C877)
	<b>H114</b>	0.205	Wire Guide	Lower	203F,203R	AWF	44035(C912)
		0.255					44039(C878)
		0.305					44043(C879)
	<b>H114C</b>	0.205	Wire Guide	Lower	254RS,355RS,203F2	AWF	43060(C001)
		0.255					43061(C002)
		0.305					43062(C003)
	<b>H115</b>	0.205	Wire Guide	Upper	254Y,355Y	AWF	43008
		0.255					43007
		0.305					43006
	<b>H116</b>	0.205	Wire Guide	Lower	254Y,355Y	AWF	43168
		0.255					43167
		0.305					43166

## Power Feed Contact

	Model No.	Size (mm)	Product Name	Position	Machine Model	Spec.	Original P/No.
	H001	10.7 L=32	Power Feed Contact	Upper & Lower	203,304,345,460,580,610		S1325(C202) Q1825
	H002	7.9 L=30	Power Feed Contact	Upper & Lower	203M,304P,406P,508P, Q Series	AWF	Q6172 (C297)
	H005	18 x 18 T=9	Power Feed Contact	Upper & Lower	254RS,355RS	(TiCN Coating)	43033(C016)
	H005N	18 x 18 T=9	Power Feed Contact	Upper & Lower	254Y,355Y,203R,203F		43144(C850)
	H006	φ12/φ6 T=6	Power Feed Contact	Upper	254RS,355RS	(For Fine Finsh)	43017(C851)

## Water Nozzle

	Model No.	Size (mm)	Product Name	Position	Machine Model	Spec.	Original P/No.
	H201	φ26.4 T=7.3	Water Nozzle Seal Ring		203,304,345,460		
	H202	φ28 T=14	Water Nozzle Seal Ring		203,304,345,460		
	H203	φ4	Water Nozzle	Lower	203M,Q Series	High Speed	C261
		φ6					φ41.2 T=29.8
	H204	φ80 T=35.6	Nozzle Support	Lower	203M,Q Series		Q6205(C372) E1317
	H205	φ80 T=46	Nozzle Support	Upper	203M,Q Series		Q6201(C494)