











Wire Guide

	Model No.	Size (mm)	Product Name	Position	Machine Model	Spec.	Original P/No.
	S111	0.21	Wire Guide	Upper & Lower	EW-F,K,K1,K2	Manual/AWF	4451771(4440400-7)
		0.26					4451771(4440400-9)
		0.31					4451771(4440400-8)
	S113	0.21	Wire Guide	Upper & Lower	EW-B,E,EWP-300A2	Manual	4433681-4
		0.26					4433681-5
		0.31					4433681-6
	S114	0.21	UD Die	Upper & Lower	EW-A5S,A7S,C5S3, C3S,B3S3, M	AWF	3438115
		0.26					
		0.31					
	S115	0.4	LD Die	Upper & Lower	EW-A5S,A7S,C5S3, C3S,B3S3, M	AWF	4461551
	S116	0.25	LLD Die	Lower	M	AWF	4465060
		0.4					
	S116-1	0.25	LLD Die	Upper	EW-A5S,A7S,C5S3,C3S,B3S3, M	AWF	4458910
		0.4		Lower			

Power Feed Contact

	Model No.	Size (mm)	Product Name	Position	Machine Model	Spec.	Original P/No.
	S021	$\phi 20/\phi 6$ T=10	Power Feed Contact	Upper & Lower	EW-25,B,E,600,400,300A	Manual	5417819
	S022	$\phi 20$ T=28	Power Feed Contact	Upper & Lower	EW-K,K1	Manual/AWF	4456239 (4435332)
	S023	20x20 T=7	Power Feed Contact	Upper & Lower	EW-A5S,A7S,C5S,M	AWF	4469013
	S024	20x14.8 T=7	Power Feed Contact	Upper & Lower	EW-K2	Manual/AWF	4463719 (4469012)

Water Nozzle

	Model No.	Size (mm)		Product Name	Position	Machine Model	Spec.	Original P/No.
	S211	φ3	φ23 T=14	Water Nozzle	Upper & Lower	EW-F3	AWF	5427089
		φ4						
		φ6						
	S212	φ3	φ23 T=15	Water Nozzle	Upper	EW-K,K1,K2	AWF	5428160
		φ5					AWF-2B	
	S213	φ3	φ23 T=15	Water Nozzle	Upper & Lower	EW-K,K1,K2	Manual	
		φ4						
	S215	φ3	φ23 T=14.5	Water Nozzle	Lower	EW-K,K1,K2	Manual/AWF-2B	5428161
		φ5						
	S216	φ6	φ15 T=18.5	Water Nozzle	Upper & Lower	EW-B,E,P300		5424011
	S217	φ3	φ22.8 T=14	Water Nozzle	Lower	EW-E,F	Manual	
	S218	φ4	φ45 T=25.5	Water Nozzle	Upper	EW-A5S,A7S	AWF	4465970
		φ10						
	S219	φ4	φ45.4 T=23.5	Water Nozzle	Lower	EW-A5S,A7S	AWF	4465971
		φ10						
	S220	φ4	φ37.5 T=25	Water Nozzle	Upper	EW-A5S3,C5S,M	AWF	4469440
	S221	φ3	φ37.5 T=23	Water Nozzle	Lower	EW-A5S3,C5S,M	AWF	4204528
		φ4						
	S222	φ4	φ37.5 T=23	Water Nozzle	Upper	M	AWF	4206906
	S223	φ16	φ37.5 T=23	Water Nozzle	Upper & Lower	M		4204168

MITSUBISHI
SODICK
FANUC
MAKINO
SEIBU
BROTHER
HITACHI
JAPAX
CHARMILLES
AGIE

Connected Parts

	Model No.	Size (mm)	Product Name	Position	Machine Model	Spec.	Original P/No.
	S310	70x41 T=24.2	Electric Bush Holder	Lower	EW-K2		3443067
	S311AS	34x34 T=10.5	Nozzle Holder	Lower	EW-K2		4465817
	S311B	34x34 T=13.5	Nozzle Holder	Lower	EW-K2		Sunrox Original
	S312	74x42 T=24	Electric Bush Holder	Upper	EW-K2		3443069
	S313	φ25 T=7.5	Die Guide Plug	Upper & Lower	EW-K2		4465628
	S314C	φ80 T=20	Roller	Upper & Lower	EW-K2,A5S,A7S,C5S,M	(Ceramic)	4440143
	S315	φ160 T=20	Brake Pulley	Upper	EW-F3,K,K1,K2,C5S,B3S3,M		4466186
	S316	φ35 T=18	Pinch Roller	Feed Section	EW-K1	AWF-2B (Ceramic)	5430168 (5427989)
	S317	φ50 T=17	Capstan Roller	Feed Section	EW-K1	AWF-2B (Ceramic)	5430169 (5427844)
	S318	φ33 T=17 T=8(Roller)	Roller		EW-K2,K3	(Ceramic)	4449405
	S319	34x34 T=13.3	Guide Holder	Lower	EW-K2		4465626
	S320	φ14/φ4 T=10	Roller	Upper	M		5430914