















For HITACHI






Wire Guide

	Model No.	Size (mm)	Product Name	Position	Machine Model	Spec.	Original P/No.
	H101	0.205	Wire Guide	Upper	203,304,345,406,Q Series	Manual	S1384(C204)
		0.255					S1385(C206)
		0.305					S1386(C216)
	H102	0.205	Wire Guide	Lower	203,304,345,406,Q Series	Manual	S1391(C205)
		0.255					S1392(C207)
		0.305					S1393(C215)
	H103	0.205	Wire Guide	Upper & Lower	304	Manual	C3738(C147)
		0.255					C3739(C148)
		0.305					
	H113	0.205	Wire Guide	Upper	254RS,355RS,203F2,203F,203R	AWF	43112(C004) 44010(C911)
		0.255					43113(C005) 44014(C876)
		0.305					43114(C006) 44018(C877)
	H113C	0.205	Wire Guide	Upper	254RS,355RS,203F2,203F,203R	AWF	43112(C004) 44010(C911)
		0.255					43113(C005) 44014(C876)
		0.305					43114(C006) 44018(C877)
	H114	0.205	Wire Guide	Lower	203F,203R	AWF	44035(C912)
		0.255					44039(C878)
		0.305					44043(C879)
	H114C	0.205	Wire Guide	Lower	254RS,355RS,203F2	AWF	43060(C001)
		0.255					43061(C002)
		0.305					43062(C003)
	H115	0.205	Wire Guide	Upper	254Y,355Y	AWF	43008
		0.255					43007
		0.305					43006
	H116	0.205	Wire Guide	Lower	254Y,355Y	AWF	43168
		0.255					43167
		0.305					43166

Power Feed Contact

	Model No.	Size (mm)	Product Name	Position	Machine Model	Spec.	Original P/No.
	H001	10.7 L=32	Power Feed Contact	Upper & Lower	203,304,345,460,580,610		S1325(C202) Q1825
	H002	7.9 L=30	Power Feed Contact	Upper & Lower	203M,304P,406P,508P, Q Series	AWF	Q6172 (C297)
	H005	18 x 18 T=9	Power Feed Contact	Upper & Lower	254RS,355RS	(TiCN Coating)	43033(C016)
	H005N	18 x 18 T=9	Power Feed Contact	Upper & Lower	254Y,355Y,203R,203F		43144(C850)
	H006	φ12/φ6 T=6	Power Feed Contact	Upper	254RS,355RS	(For Fine Finsh)	43017(C851)

Water Nozzle

	Model No.	Size (mm)	Product Name	Position	Machine Model	Spec.	Original P/No.
	H201	φ26.4 T=7.3	Water Nozzle Seal Ring		203,304,345,460		
	H202	φ28 T=14	Water Nozzle Seal Ring		203,304,345,460		
	H203	φ4 φ41.2 T=29.8 φ6	Water Nozzle	Lower	203M,Q Series	High Speed	C261 C260
	H204	φ80 T=35.6	Nozzle Support	Lower	203M,Q Series		Q6205(C372) E1317
	H205	φ80 T=46	Nozzle Support	Upper	203M,Q Series		Q6201(C494)